


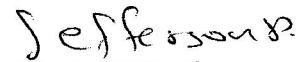
E.I.C.E. TERMINAL DE TRANSPORTE DE APARTADO  
NIT 811042797

ESTADO DE RESULTADO INTEGRAL COMPARATIVO  
Julio a septiembre de 2022  
(En pesos)

CONCEPTO	Julio	Agosto	Septiembre	Acumulado a 30 septiembre
<b>INGRESOS NETOS OPERACIONALES</b>				
<b>INGRESOS CON CONTRAPRESTACIÓN</b>	145.569.699,0	176.505.722,0	176.551.127,0	1.378.834.209,5
Servicio de transporte	143.302.622,0	161.879.241,0	162.723.890,0	1.269.317.185,4
Arrendamiento	21.121.930,0	13.666.481,0	13.557.237,0	109.517.024,1
Descuento arrendamiento	-18.854.853,0			
Recuperaciones		960.000,0	270.000,0	
<b>TOTAL INGRESOS NETOS OPERACIONALES</b>	145.569.699,0	176.505.722,0	176.551.127,0	1.378.834.209,5
<b>UTILIDAD BRUTA OPERACIONAL</b>	145.569.699,0	176.505.722,0	176.551.127,0	1.378.834.209,5
<b>MENOS GASTOS OPERACIONALES</b>				
<b>DE ADMINISTRACIÓN Y DE OPERACIÓN</b>	168.232.736,7	114.154.997,2	66.505.464,0	734.336.464,3
Sueldos y salarios	18.147.978,0	18.047.130,0	18.253.346,0	102.096.749,0
Contribuciones efectivas	6.005.625,0	6.240.750,0	6.021.975,0	46.496.695,0
Prestaciones sociales	5.475.677,0	5.475.677,0	5.475.677,0	50.963.486,0
De personal diversos	-	-	-	6.932.765,0
Generales	137.395.887,0	79.682.773,0	35.255.415,0	474.939.989,6
Impuestos, contribuciones y tasas	1.207.569,7	4.708.667,2	1.499.051,0	52.906.779,7
<b>DE OPERACIÓN</b>	54.056.580,0	54.418.868,0	47.984.069,0	555.997.932,0
Sueldos y salarios	37.424.939,0	39.717.427,0	35.510.528,0	417.173.057,0
Contribuciones Imputadas	-	-	-	7.799.676,0
Contribuciones efectivas	3.249.100,0	3.318.900,0	3.091.000,0	32.353.730,0
Prestaciones sociales	9.382.541,0	9.382.541,0	9.382.541,0	85.327.965,0
Generales	4.000.000,0	2.000.000,0		13.343.504,0
Dotación y suministros a trabajadores				
<b>PROVISIONES Y AGOTAMIENTO</b>	2.159.825,0	2.159.825,0	2.493.824,3	62.468.671,3
Deterioro de cuentas por cobrar			333.999,3	43.030.246,3
Depreciación de propiedad planta y equipo	2.159.825,0	2.159.825,0	2.159.825,0	19.438.425,0
<b>TOTAL GASTOS OPERACIONALES</b>	224.449.141,7	170.733.690,2	116.983.357,3	1.352.803.067,6
<b>UTILIDAD O PERDIDA NETA OPERACIONAL</b>	(78.879.442,7)	5.772.031,8	59.567.769,7	26.031.141,9
<b>TOTAL INGRESOS NO OPERACIONALES</b>	536,0	158,0	180,0	991,6
Financieros	536,0	158,0	180,0	991,6
<b>TOTAL GASTOS NO OPERACIONALES</b>	1.362.198,0	2.367.912,0	1.163.773,0	60.191.654
Gastos financieros	1.362.198,0	2.367.912,0	1.163.773,0	60.191.654,0
<b>UTILIDAD O PERDIDA DEL DEL EJERCICIO</b>	-\$ 80.241.104,73	\$ 3.404.277,85	\$ 58.404.176,67	-\$ 34.159.520,54



JOAQUÍN EMILIO GÓMEZ GÓMEZ  
Gerente  
C.C.71.706.591



JEFFERSON PALACIOS CAVADIA  
Contador Público- T.P 28266-T  
C.C.1.028.015.236

E.I.C.E. TERMINAL DE TRANSPORTE DE APARTADO  
NIT 811042797-3

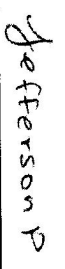
ESTADO DE RESULTADO INTEGRAL COMPARATIVO  
Julio a septiembre de 2022  
(En pesos)

CONCEPTO	Julio	Agosto	Septiembre	Octubre	Noviembre	Acumulado a 30 noviembre
<b>INGRESOS NETOS OPERACIONALES</b>	<b>145.569.699,0</b>	<b>176.505.722,0</b>	<b>176.551.127,0</b>	<b>196.630.464,0</b>	<b>172.905.296,0</b>	<b>1.748.371.127,0</b>
<b>INGRESOS CON CONTRAPRESTACION</b>	<b>143.302.622,0</b>	<b>161.879.241,0</b>	<b>162.723.890,0</b>	<b>183.073.227,0</b>	<b>159.447.303,0</b>	<b>1.611.837.715,0</b>
Arrendamiento	21.121.930,0	13.666.481,0	13.557.237,0	13.557.237,0	13.447.993,0	136.533.412,0
Descuento arrendamiento	-18.834.853,0					
Recuperaciones		960.000,0	270.000,0		10.000,0	
<b>TOTAL INGRESOS NETOS OPERACIONALES</b>	<b>145.569.699,0</b>	<b>176.505.722,0</b>	<b>176.551.127,0</b>	<b>196.630.464,0</b>	<b>172.905.296,0</b>	<b>1.748.371.127,0</b>
<b>UTILIDAD BRUTA OPERACIONAL</b>	<b>145.569.699,0</b>	<b>176.505.722,0</b>	<b>176.551.127,0</b>	<b>196.630.464,0</b>	<b>172.905.296,0</b>	<b>1.748.371.127,0</b>
<b>MENOS GASTOS OPERACIONALES DE ADMINISTRACION Y DE OPERACION</b>	<b>168.232.736,7</b>	<b>114.154.997,2</b>	<b>66.505.464,0</b>	<b>120.224.761,0</b>	<b>97.273.055,1</b>	<b>993.028.982,0</b>
Sueldos y salarios	18.147.978,0	18.047.130,0	18.253.346,0	15.067.947,0	15.067.947,0	143.037.491,0
Contribuciones efectivas	6.005.625,0	6.240.750,0	6.021.975,0	6.626.025,0	5.475.677,0	52.522.720,0
Prestaciones sociales	5.475.677,0	5.475.677,0	5.475.677,0	5.475.677,0	5.475.677,0	61.914.840,0
De personal diversos					1.006.666,0	10.935.597,0
Generales	137.395.882,0	79.682.773,0	35.255.415,0	91.982.026,0	74.570.755,0	669.486.458,0
Impuestos, contribuciones y tasas	1.207.369,7	4.708.667,2	1.499.051,0	1.073.086,0	1.152.010,1	55.131.876,0
<b>DE OPERACION</b>	<b>54.056.580,0</b>	<b>54.418.868,0</b>	<b>47.984.069,0</b>	<b>42.582.599,0</b>	<b>47.512.478,0</b>	<b>644.094.306,0</b>
Sueldos y salarios	37.424.939,0	39.717.427,0	35.510.528,0	30.041.158,0	38.129.937,0	483.345.449,0
Contribuciones Imputadas						7.799.676,0
Contribuciones efectivas	3.249.100,0	3.318.900,0	3.091.000,0	3.158.900,0	3.475.677,0	35.512.630,0
Prestaciones sociales	9.382.541,0	9.382.541,0	9.382.541,0	9.382.541,0	9.382.541,0	104.093.047,0
Generales	4.000.000,0	2.000.000,0				13.343.504,0
Dotacion y suministros a trabajadores						
<b>PROVISIONES Y AGOTAMIENTO</b>	<b>2.159.825,0</b>	<b>2.159.825,0</b>	<b>2.493.824,3</b>	<b>2.159.825,0</b>	<b>2.159.825,0</b>	<b>66.788.321,3</b>
Deterioro de cuentas por cobrar			333.999,3			43.030.246,3
Deterioro de propiedad planta y equipo	2.159.825,0	2.159.825,0	2.159.825,0	2.159.825,0	2.159.825,0	23.758.075,0
<b>TOTAL GASTOS OPERACIONALES</b>	<b>224.449.141,7</b>	<b>170.733.690,2</b>	<b>116.983.357,3</b>	<b>164.967.185,0</b>	<b>146.945.358,1</b>	<b>1.703.911.609,3</b>
<b>UTILIDAD O PERDIDA NETA OPERACIONAL</b>	<b>(78.879.442,7)</b>	<b>5.772.031,8</b>	<b>59.567.769,7</b>	<b>31.663.279,0</b>	<b>25.959.937,9</b>	<b>44.459.517,7</b>
<b>TOTAL INGRESOS NO OPERACIONALES</b>	<b>536,0</b>	<b>158,0</b>	<b>180,0</b>	<b>186,0</b>	<b>189,0</b>	<b>1.367,0</b>
Financieros	536,0	158,0	180,0	186,0	189,0	1.367,0
<b>TOTAL GASTOS NO OPERACIONALES</b>	<b>1.367.198,0</b>	<b>2.367.912,0</b>	<b>1.163.773,0</b>	<b>1.150.031,0</b>	<b>-</b>	<b>61.341.685</b>
Gastos financieros	1.367.198,0	2.367.912,0	1.163.773,0	1.150.031,0	-	61.341.685,0
<b>UTILIDAD O PERDIDA DEL DEL EJERCICIO</b>	<b>-\$ 80.241.104,73</b>	<b>\$ 3.404.277,85</b>	<b>\$ 58.404.176,67</b>	<b>\$ 30.513.434,00</b>	<b>\$ 25.960.126,89</b>	<b>-\$ 16.880.800,32</b>



JOAQUIN EMILIO GÓMEZ GÓMEZ  
Gerente

C.C. 71.706.591



JEFFERSON PALACIOS CAVADA  
Contador Público- T.P 282866-T

C.C. 1.028.015.236